

Intentional Head-Motion Assisted Locomotion for Reducing Cybersickness

Zehui Lin, Xiang Gu^{*}, Sheng Li[†], *Member, IEEE*, Zhiming Hu, Guoping Wang

Abstract—We present an efficient locomotion technique that can reduce cybersickness through aligning the visual and vestibular induced self-motion illusion. Our locomotion technique stimulates proprioception consistent with the visual sense by intentional head motion, which includes both the head's translational movement and yaw rotation. A locomotion event is triggered by the hand-held controller together with an intended physical head motion simultaneously. Based on our method, we further explore the connections between the level of cybersickness and the velocity of self motion through a series of experiments. We first conduct Experiment 1 to investigate the cybersickness induced by different translation velocities using our method and then conduct Experiment 2 to investigate the cybersickness induced by different angular velocities. Our user studies from these two experiments reveal a new finding on the correlation between translation/angular velocities and the level of cybersickness. The cybersickness is greatest at the lowest velocity using our method, and the statistical analysis also indicates a possible U-shaped relation between the translation/angular velocity and cybersickness degree. Finally, we conduct Experiment 3 to evaluate the performances of our method and other commonly-used locomotion approaches, i.e., joystick-based steering and teleportation. The results show that our method can significantly reduce cybersickness compared with the joystick-based steering and obtain a higher presence compared with the teleportation. These advantages demonstrate that our method can be an optional locomotion solution for immersive VR applications using commercially available HMD suites only.

Index Terms—locomotion, cybersickness, head motion, translation, rotation, velocity, presence

1 INTRODUCTION

VIRTUAL reality (VR) applications using head-mounted displays (HMDs) have become very popular in recent years with the affordance of high presence in immersive virtual environments (VEs). When a user moves in the physical world, the user will feel that he walks over the same distance in the virtual environment, making himself feel really in the VE. However, the physical space available is generally limited. Therefore, locomotion technique is one of the key solutions to help the users move over a long distance in an immersive virtual environment while keeping themselves staying in a tiny physical area [1].

Steering locomotion is a commonly used locomotion technique [2], of which joystick-based steering (abbr. JS) utilizes joysticks to help the user smoothly move or turn in the VEs. Generally, steering locomotion can bring high presence but may induce strong cybersickness (motion sickness in VEs) [2]. In addition to steering locomotion, walking-based methods [3], [4], [5] and leaning-based methods [6] are used for locomotion. However, walking-based methods may induce increased tiredness and fear of collision (e.g., walking-in-place technique [7]). Leaning-based locomotion techniques were found to have no significant difference on cybersickness with JS [8], [9] or show even higher cybersickness than JS [10]. Cybersickness is one of the most important problems of VR systems, and the existence of cybersickness will significantly influence the comfort of the

users [11]. Therefore, reducing cybersickness when performing locomotion is crucial for virtual reality applications. Redirected walking (RW) may be a solution to locomotion, but it generally requires a relatively large space [12]. Teleportation (TP) [13] is a widely used locomotion technique that can induce less cybersickness than JS. However, TP was found to perform worse in regard to presence due to unnatural movement [7]. Given that presence is one of the most critical features in virtual reality [14], [15], [16], and presence and cybersickness are negatively related [17], it is necessary to explore a new locomotion technique that can dramatically reduce cybersickness while maintaining a high level presence.

Our goal is to develop a new locomotion technique that reduces the users' cybersickness and provides a high presence using the commercially available HMD suite only. In principle, a mismatch between efferent (expected) and sensory (actual) movement is probably the primary cause of motion sickness [18] and contributes to cybersickness [19]. Moreover, Harris et al. [20] found that a complete consistency between visual and vestibular cues was not necessary to help induce sickness-free self-motion. Originating from this finding, we design a simple and efficient locomotion technique based on intentional head motion (actively physical movement) to maximize the synchronization of the visual and vestibular induced self-motion illusion, i.e., making the vestibular system's sense always consistent with the visual perception in the coherent direction of acceleration. When our method is activated, the visual self-motion illusion is coherent with the proprioception from intentional head motion in direction but has a different speed for locomotion. Proprioception refers to knowledge of one's own movement, action, and location, especially the collective

^{*} Xiang Gu contribute equally with Zehui Lin

[†] Sheng Li is the corresponding author

• Zehui Lin, Xiang Gu, Sheng Li, Zhiming Hu, Guoping Wang are at School of Computer Science, Peking University, China.
E-mail: {zehui | gu.xiang | lisheng | jimmyhu | wgp}@pku.edu.cn.

Manuscript received X X, XXXX; revised X X, XXXX.




Fig. 1: (a) Working paradigm of our intentional head-motion assisted locomotion technique. When navigating in a virtual world (upper-middle), our method can significantly reduce cybersickness through an intentional movement of head and body (lower-middle) simultaneously in the coherent direction with the virtual world. (b) A pair of controllers are used as the input for interaction. Button ‘B’ on the right-hand controller is used for translation, and button ‘Y’ on the left-hand one is used for rotation.

mechanoreceptors information during self-movement of a body [21]. To study the cybersickness induced by varying translation velocities (also known as linear motion) and varying angular velocities using our locomotion technique, we conducted Experiment 1 and Experiment 2, respectively. Our results show a new finding different from the common conclusions in literature obtained without intentional head-motion assistance. We conducted Experiment 3 to compare our method with two other well-known methods: joystick-based steering (JS) and teleportation (TP) in terms of sickness, presence, and experience. It turned out that our approach can reduce cybersickness significantly when compared with JS, and can bring more presence when compared with TP. Consequently, our method enables users to navigate in the VEs freely without any auxiliary equipment except a commercially available HMD suite, Fig. 1(a) illustrates our approach’s workflow, taking forward translation as an example using intentional head motion assistance.

To summarize, our main contributions include:

- We propose a novel locomotion technique with the assistance of intentional head motion, which yields low cybersickness while maintaining a high presence.
- We reveal some relations between translation/angular velocity and cybersickness through user studies on cybersickness, and they all present a possible U-shaped relation.
- We validate our method’s effectiveness through user studies, and the results demonstrate that our method can be a feasible locomotion solution to VR applications using the commercially available HMD suite only.

2 RELATED WORK

In this section, we start from the fundamental of cybersickness and then survey different locomotion techniques with relevant issues about locomotion velocity.

2.1 Cybersickness and Alleviation

The most common explanation of motion sickness is the sensory conflict theory [13]. According to this theory, when the perceived information from different senses conflicts with each other or conflicts with the user’s expectation, the user will feel sick [22]. The conflict between visually induced self-motion illusion (vection) and vestibular perception in a virtual environment is considered to be the main cause of cybersickness [2]. Another widely accepted view is postural instability theory, which considers that prolonged postural instability (uncontrolled movement) results in cybersickness [23], [24]. Other well-known theories include rest frame theory [25] and poison theory [26].

Some techniques have been proposed to alleviate cybersickness. Fernandes et al. [27] shrank the field of view (FOV), while Porcino et al. [28] tried to reduce cybersickness by reducing blur level and improving focus speed. Habgood et al. [29] proposed a node-based navigation system that allows the player to move between predefined node positions. Buhler et al. [30] utilized peripheral visual effects to reduce cybersickness. Liu et al. [31] utilized padded swing arms that lightly tap the head when users walk to provide haptic cues. Peng et al. [32] used two vibration motors on the left and right sides of the user’s head to provide vibrotactile feedback to reduce cybersickness while improving presence. Compared with these methods, we aim at developing a method that neither changes the visual sense [27], [28],

[30] nor introduces additional vibration feedback [31], [32], and can navigate freely without restrictions like predefined nodes [29].

2.2 Locomotion Techniques

Real walking is the most natural and comfortable navigation way in VR. However, since the available space is often limited in reality, locomotion techniques are necessary to help users explore a larger virtual space.

In addition to the most commonly-used locomotion techniques like joystick-based steering and teleportation [13], walking-based locomotion methods via step-like movement are also widely investigated [33], which include treadmill walking [3], [34], walking-in-place (WIP) [4], [5], [35], [36], [37] and redirected walking (RW) [38], [39], [40]. Omnidirectional treadmills [3] enable locomotion in a wide range of VR space. Besides its limited commercial availability, the major limitation of treadmill walking is that it limits freedom of movement, since some belts are tied to the user, hindering the user from squatting down or doing other unexpected movements. User's motion cueing can enhance self-motion perception (vection illusion) in virtual reality [41], which explains some users' preference for WIP. WIP techniques have some variants that are based on other gestures [33] or only require head tracking data [42], [43], but WIP generally requires additional equipment to track the user's feet or leg, and may still result in an increased cybersickness [4]. RW exploits human perceptual mechanisms and manipulates the walking user's physical path to keep them inside the tracking space [38]. RW with distractors in the VE that distract the users can achieve a performance no worse than real walking [44]. Generally, RW requires a larger walking space (at least room-scale) to achieve the best performance [12], [45], [46], [47].

Some leaning-based locomotion techniques [48], [49] were developed based on detecting the tilting of the head [9] or detecting weight shifting via Wii Balance Board [50] or user-powered chair [51], NaviBoard and NaviChair [52] to translate towards the expected direction. These techniques also require auxiliary equipment [50], [53]. There are some movement-boosting locomotion techniques, such as scaling the motion [10], translational gain [54], [55], and LazyNav [56]. Studies found that upper body leaning has a positive effect on self-motion perception [57]. However, in principle, self-motion perception by leaning may still conflict with vestibular perception. Therefore, leaning-based locomotions do not necessarily reduce cybersickness. Some studies reported that the cybersickness can be reduced when using extra equipment like NaviBoard or NaviChair [52], [58] while others reported that leaning-based locomotion techniques have almost the same level of cybersickness as JS or WIP [8], [9]. Some even reported that leaning-based techniques have a significant increment of cybersickness when compared with JS [10]. Both steering locomotion and TP have universal applicability in immersive VR. Clifton and Palmisano made comparisons between steering locomotion and TP [2] and found that steering was more sickening on average than TP. Langbehn et al. [59] also found that JS has a significant effect on cybersickness when compared with TP. Boletsis et al. [7] found that TP (an improved

version called dash) has a relatively low presence due to the "jump" of the view and immersion breaking. Kitson et al. [6] compared JS with four other motion cueing interfaces including NaviChair (stool with springs), MuvMan (sit/stand active stool), Head-Directed (Oculus Rift DK2), and Swivel Chair (everyday office chair with leaning capability). They found that JS is more comfortable and precise due to the reduced perceived control ability and the motion cueing interface's safety. Hashemian et al. [53] also compared JS with real-rotation, Swivel-Chair, and NaviChair. The result did not show significant differences in various aspects (including cybersickness) between these three techniques and JS. Recently, Buttussi et al. also confirmed that leaning-based locomotion does not differ with JS or WIP in terms of cybersickness [8]. Through the above comparisons, to develop a locomotion technique that can preserve high presence while reducing the cybersickness is worth studying.

2.3 Cybersickness and Locomotion Velocity

Many parameters during locomotion may influence the level of cybersickness in virtual reality [60]. Only a few works considered the influence from acceleration in locomotion [61], [62]. Particularly, acceleration can be a bigger contributor to cybersickness than other factors because of a strong inducedvection [62], and cybersickness can be reduced by controlling accelerations [63].

Nevertheless, more researches investigated the correlations between cybersickness and locomotion velocity rather than acceleration/deceleration. So et al. [64] studied the effect of different velocities on cybersickness using joystick-based steering. They found that the translational velocity can affect the degree of cybersickness. Generally, faster translation or rotation was assumed to induce stronger cybersickness. Other studies also drew similar conclusions [65], [66]. Liu and Uang [67] studied the effect of different angular velocities on cybersickness and reported that a significant difference occurs within a range of $15^\circ/s$ – $60^\circ/s$ wherein the cybersickness increases with the increment of velocity. However, when the speed is too fast, cybersickness seems to decrease [13], [64], [67]. So et al. [66] proposed a metric called "spatial velocity" that combines speed and scene complexity to predict cybersickness levels. They found a strong positive correlation between spatial velocity and the level of cybersickness. As a newly proposed method, the effect of different velocities on cybersickness under the consistent head/body-motion assistance is worthy of investigation.

3 HEAD-MOTION ASSISTED LOCOMOTION

Sensory conflict theory suggests that cybersickness can be alleviated when the discrepancy between visual sense and vestibular sense is reduced [22]. However, a complete consistency between visual and vestibular cues is not necessary to help induce sickness-free self-motion [20]. Based on these principles, our method makes the head (wherein the vestibular system is located) intentionally move to reduce visual-vestibular conflicts and consistently links the motion cue between the virtual world and physical world, i.e., using intentional head motion to assist the locomotion in the VEs.

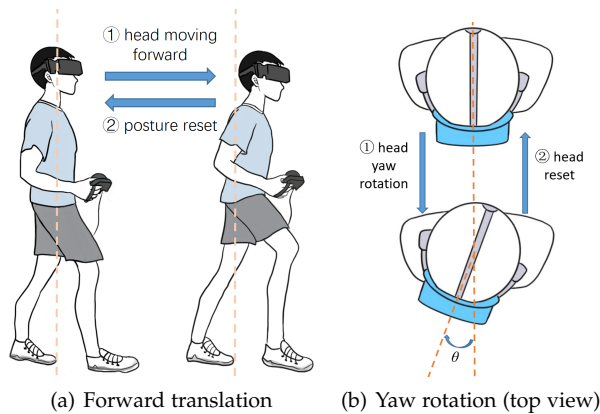


Fig. 2: Illustration of intentional head motion used in our locomotion technique, taking forward translation (a) and yaw rotation (b) as examples. To complete a locomotion, our intentional head motion involves two stages: moving/turning and reset.

Specifically, *head motion* refers to the head's translational movement or yaw rotation relative to the ground in a broad sense while not the relative movement to the torso only. During the translation locomotion, the user's torso and head move together whilst the feet can stand nearly fixed. During the rotation locomotion, the user can turn his head while the torso stays almost stationary.

3.1 Locomotion Method

Our method provides two functions: translation and rotation. In a VR system, only when the user presses down and holds the specified buttons on the controllers, our locomotion scheme will be activated. Otherwise, the build-in physical locomotion will take effect automatically. Our method operates in the following steps:

- 1) Start: Press and hold the trigger button down to activate our locomotion scheme and start a locomotion event. Specifically, button 'B' on the right-hand controller is used to trigger translation, and button 'Y' on the left-hand controller is used to trigger rotation, as shown in Fig. 1(b).
- 2) Moving/Turning stage: In our system, we provide four directions of translation (i.e., forward, backward, leftward, and rightward) and two directions of yaw rotation (i.e., clockwise, counter-clockwise). Considering a target for moving in the virtual world, the user intentionally moves or turns his/her head physically in the direction consistent with this target; our run-time system records the HMD's position and orientation each frame, and when the system detects that the HMD's motion exceeds the specified thresholds (e.g., in our experiment, 8cm/s for translation, and $30^\circ/\text{s}$ for yaw rotation), an enhanced self-movement in the VEs takes place with an instantaneous acceleration. The acceleration direction is the one closest to the physical direction from the provided four directions (forward, backward, left, and right). Once the physical movement stops, the self-motion in the VEs will stop instantly.

- 3) Reset stage: The user releases the trigger button to deactivate our locomotion method and reset his/her posture during this interval for the next locomotion event, i.e., to restore the head's natural upright state physically. For instance, the backward head motion should be performed to reset from the forward translation; counter-clockwise yaw rotation should be performed to reset from the clockwise rotation.

Our intentional head-motion assisted locomotion is illustrated in Fig. 2. From the above step of locomotion, proprioception from self-motion is always matched to the efferent copy (neural equivalent to expectation) of the physical motion commands since the locomotion event is triggered and performed actively by the user. Using the steps described above, one locomotion event can be performed in about 1 – 2 seconds. If a user expects to move over a long distance, he/she can repeat this locomotion event multiple times.

An action of moving the head/body may make the body slant, therefore, we recommend that users operate the locomotion technique in a comfortable manner to keep balance, i.e., standing in a slight bow stance (Fig. 2 (a)), and then moving their upper body and head slightly forward/backward/leftward/rightward while keeping their feet stay almost stationary. During this process (moving and reset), the body's weight shifts between the left and right feet through simple body coordination, enhancing postural stability when performing the locomotion. Our method provides a flexible solution to navigation in the VEs. By combining multiple operations, the user can move to any place in the virtual world while the user's location in the physical world remains almost unchanged, i.e., a very small space that can accommodate a single person standing is enough. More details can be found in the demo video in the supplemental material.

3.2 Our Method vs. Leaning-based Method

Our method and leaning-based locomotion both relate to the tilt of the body or head. We manifest their differences in the following aspects. Firstly, these two methods work in a different scheme. Leaning-based interfaces are like using the body (e.g., the torso) as a joystick [6]. Thus, the user can keep a static position and virtual movement will still occur. In our approach, the gesture is more like swiping to generate a virtual movement because the virtual movement only occurs when the gesture is performed. Secondly, they have different effects on cybersickness based on their mechanism. Visual-vestibular conflict may be induced during locomotion by leaning-based methods. If taking the forward translation as an example, the whole body should follow the "start" – "leaning forward" – "keep leaning" procedure when a user launches leaning-based locomotion. The transition from start-leaning to keep-slanting yields a backward acceleration cue from the vestibular system, but the visual self-motion in the VE keeps unchanged. This conflict may elicit the same level cybersickness as JS [6], [8]. On the contrary, the user's visual and vestibular cues of self-motion using our method are always consistent.

Finally, extra devices (e.g., balance board, chair, human-scale joystick, etc. [6]) are generally required to facilitate

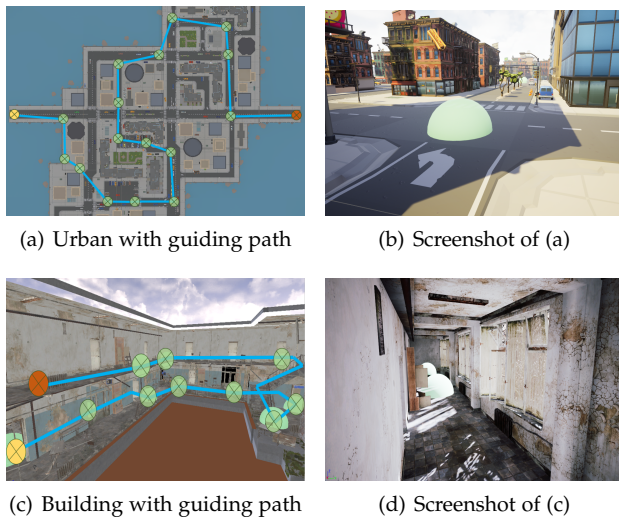


Fig. 3: Two types of test scenarios: outdoor (a) and indoor (c). The indoor scene is a two-story building with a stairway connection. The blue lines indicate the route.

taking a leaning posture. While our method only employs the standard controller of a VR suite and is more generic.

4 EXPERIMENT DESIGN

4.1 Experiment Overview

Since cybersickness generally results from a discrepancy between visual and vestibular senses during locomotion, we firstly designed two separate experiments to investigate the cybersickness induced by these two types of locomotion behaviors (translation and rotation) with different velocities, i.e., translation velocities (Sec. 5) and angular velocities (Sec. 6) respectively. Secondly, we designed an experiment to compare our method with other popular locomotion methods using the commercially available HMD suite (Sec. 7). A threshold of significance $p = .05$ was set for all tests. All these experiment designs and procedures conform to the policy of the ethics committee at our university.

4.2 Apparatus and Setting

Apparatus used in the experiments is Oculus Rift (immersive VR headset with controllers for user interaction, FOV: 110 degrees diagonal, resolution: 1080×1200 per eye). Our experiments were conducted on a Windows platform with an Intel(R) Core(TM) i7-10875H @ 2.30GHz CPU and an NVIDIA GeForce RTX 1080 GPU. Our locomotion technique was developed based on the Unreal 4 engine.

4.3 Materials

We used three questionnaires, i.e., Simulator Sickness Questionnaire (SSQ) [68], Igroup Presence Questionnaire (IPQ) [69], and a user experience questionnaire designed by us. The SSQ questionnaire comprises 16 items of symptoms rated on 4-point scales (ranging from 0 to 3). It is used to measure nausea, oculomotor, and disorientation, respectively, and also the total score can be obtained accordingly. The higher the score is, the more severe the simulator

sickness is. IPQ is a scale for measuring the sense of presence in VEs, comprising 14 items rated on a 7-point Likert scale ranging from 0 to 6. IPQ has one general item (PRES, general sense of being there) and three subscales: spatial presence (SP, sense of physical presence), involvement (INV, the attention devoted to the VE), and experienced realism (REAL, the subjective experience of realism). The higher the IPQ score is, the more presence the participant reports. We processed these data in the same way as H. Regenbrecht and T. Schubert [69]. The user experience questionnaire contains seven items: comfort, ease of use, precise control, spatial orientation, enjoyment, problems, and overall evaluation, each ranging from -5 to +5 indicating from strong disagreement to strong agreement. The experience questionnaire is shown in the Appendix. Only SSQ is used for Experiment 1 and 2. All questionnaires are used for Experiment 3.

5 EXPERIMENT 1: TRANSLATIONAL VELOCITY

We conducted a within-group experiment to study the cybersickness induced by varying translational velocities using our locomotion technique. Two sub-experiments are included: *task-driven* sub-experiment (i.e., all users completed the same task regardless of their different exposure durations); and *exposure-driven* sub-experiment (i.e., all users were forced to undergo the same exposure durations). The two experiments used different participants, with a total of 75 participants took part in Experiment 1.

5.1 Task-driven Sub-experiment

We first conducted a *task-driven* experiment with varying translation velocities, i.e., each participant is assigned to complete the same task but with different parameters (translation velocities).

5.1.1 Participants

We recruited 40 participants (21 male, 19 female, ages 20 – 45, including 18 undergraduates, 21 graduate students, and one professor). Each participant reported normal or corrected-to-normal vision with the good physical and psychological state, i.e., no fatigue or sickness.

5.1.2 Procedure

According to the task-driven experiment designs for evaluating cybersickness [6], [8], our experiment procedure is as follows. First, all the participants filled out the pre-test SSQ. Each item of the SSQ should be zero indicating no any symptoms, otherwise the participant was not qualified to complete this experiment. Next, the experimenter trained each participant on operating the right-hand controller with specified buttons and steering locomotion, as described in Sec. 3.1. Then the participant put on the HMD and practiced in a training scene, as shown in the Appendix. After we got the confirmation from the participants that they had mastered the translation locomotion (most users mastered it within 5 minutes), they took a break. The experiment started if the participant reported no symptoms and was ready, i.e., each item of the SSQ should be reported as zero. In this experiment, the left-hand controller was unavailable to the users, and the users would not learn the rotation method.

TABLE 1: Cybersickness and preference in task-driven sub-experiment of Experiment 1, presenting mean value (M) and standard deviation (SD). Participants have the weakest cybersickness at $20m/s$ and favor $30m/s$ most on average.

velocity		Nausea	Oculomotor	Disorientation	Total	Preference
5m/s	M	10.49	14.02	13.57	14.68	4.85
	SD	11.79	11.20	17.41	12.37	0.43
10m/s	M	6.44	6.44	8.00	7.85	3.60
	SD	9.99	10.09	21.35	13.70	0.71
20m/s	M	3.10	2.46	2.44	3.09	2.10
	SD	5.87	4.97	6.97	5.48	0.90
30m/s	M	3.82	3.60	4.87	4.58	1.85
	SD	8.03	7.48	11.60	8.86	0.83
50m/s	M	2.62	2.46	3.83	3.27	2.60
	SD	6.48	5.79	11.36	7.39	1.35

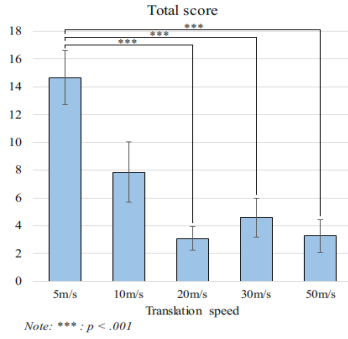


Fig. 4: Mean SSQ total scores in task-driven sub-experiment of Experiment 1 at different translation velocities. Error bars represent standard errors. The higher the total score, the higher the degree of sickness.

In the experiment, the participant was asked to navigate an urban scene (Fig. 3b) and play a checkpoint game as the task. We placed some green balls (checkpoints) in the scene and asked all participants to follow the same route according to the signpost (i.e., an arrow indicator on the ground), and the participants should hit all checkpoints in turn (Fig. 3 (a)). After the above test, the participants took a rest with no less than 5 minutes. They would not proceed to the next step until they reported no symptoms on all items of the SSQ. Each participant repeated the above test five times to complete the same task but with different translation velocities each time, i.e., $5m/s$, $10m/s$, $20m/s$, $30m/s$, and $50m/s$, based on the range indicated in [64]. The order of different translation velocities was randomly assigned to each participant, and counterbalancing was used to control the order effect of this experiment.

Participants filled out the SSQ questionnaire during the break. During each break, we also asked the participants to report their preferences with five different translation velocities using ordinal ranking. Specifically, the most favorite one is assigned the value of 1, the least favorite is assigned the value of 5, and the others are assigned in order according to their preferences.

5.1.3 Result

To complete the same task with the different velocities at $5m/s$, $10m/s$, $20m/s$, $30m/s$, and $50m/s$, the time cost of

TABLE 2: Cybersickness and preference in the exposure-driven sub-experiment in Experiment 1, presenting mean value (M) and standard deviation (SD). Participants have the weakest cybersickness at $20m/s$ and favor $20m/s$ most on average.

velocity		Nausea	Oculomotor	Disorientation	Total	Preference
5m/s	M	20.99	20.57	26.25	25.43	4.40
	SD	24.46	17.88	26.32	22.56	1.17
10m/s	M	23.44	18.19	29.83	26.18	3.51
	SD	27.99	19.12	35.75	28.44	1.01
20m/s	M	16.90	12.34	17.90	17.52	2.29
	SD	20.05	13.89	20.97	18.76	0.79
30m/s	M	20.99	14.73	22.67	21.59	2.31
	SD	26.36	16.33	27.45	23.98	1.18
50m/s	M	22.35	16.03	24.26	23.19	2.49
	SD	21.57	13.97	26.87	20.54	1.52

each task on average is around 350s, 190s, 130s, 100s, and 80s, respectively. Table 1 shows the average SSQ scores at different velocities and their standard deviations. Since we have no prior hypotheses on the three sub-scales of SSQ, only statistical analysis on the total score was necessary. Shapiro-Wilk test indicates that the assumption of normality is violated. Therefore, we analyzed the data with a Friedman test, rather than a repeated-measures ANOVA. According to the 5% significance level, we find that the translational velocity significantly affects the total score ($\chi^2(4) = 55.309$, $p < .001$). Dunn-Bonferroni post hoc test shows that the total score at $20m/s$ ($p < .001$), $30m/s$ ($p < .001$), $50m/s$ ($p < .001$) are all significantly lower than that at $5m/s$, which indicates $5m/s$ induces significantly higher sickness than the other three, as shown in Fig. 4. The cybersickness between other pairs of velocities does not show a statistically significant difference.

For the preference, Shapiro-Wilk test shows that the assumption of normality is violated. Therefore, Friedman test is conducted, and the result shows a significant difference ($\chi^2(4) = 97.2$, $p < .001$), which indicates that the participants have a significant preference for different velocities. Dunn-Bonferroni post hoc tests show that participants favored all other velocities than the velocity at $5m/s$ (for $10m/s$, $p = .004$; for $20m/s$, $p < .001$; for $30m/s$, $p < .001$; for $50m/s$, $p < .001$). Besides, participants significantly prefer $20m/s$ than $10m/s$ ($p = .004$), prefer $30m/s$ than $10m/s$ ($p < .001$), prefer $50m/s$ than $10m/s$ ($p = .047$). The preference between other pairs of velocities does not show a statistically significant difference. As shown in Table 1, participants favor $30m/s$ most on average.

Cybersickness had been reported sexist in its effects [70]. We also conducted Mann-Whitney U test between male and female participants on their total scores. No statistically significant difference is found between different genders ($p = .138$ for $5m/s$, $p = .668$ for $10m/s$, $p = .728$ for $20m/s$, $p = .573$ for $30m/s$, $p = .893$ for $50m/s$), which is different from the common view about gender effect on cybersickness [70].

5.2 Exposure-driven Sub-experiment

Translational velocity and exposure duration may have confounded effect on cybersickness. To further validate the

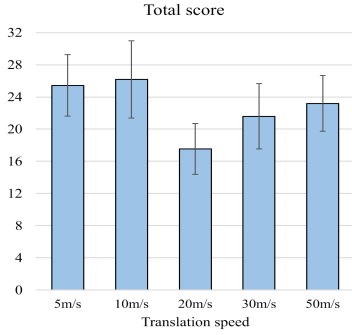


Fig. 5: Mean SSQ total scores in the exposure-driven sub-experiment in Experiment 1 at different translation velocities. Error bars represent standard errors. The higher the total score, the higher the degree of sickness.

findings described in the task-driven sub-experiment, we also conducted an *exposure-driven* sub-experiment, i.e., each participant is assigned to experiment with *equal-exposure* duration but with different parameters (translation velocities). Many studies conclude that 5 – 10 minutes of exposure is appropriate for eliciting sickness [29], [32], so we set 7 minutes of exposure for each task (i.e., a total of 35 minutes neither the time of practice is included nor the time of taking rest is counted).

5.2.1 Design and Participants

35 new participants (21 male, 14 female, ages 18 – 23, including 28 undergraduates and 7 graduate students) were enrolled in this experiment. None of them took part in the task-driven sub-experiment in Experiment 1. Each participant reported normal or corrected-to-normal vision with a good physical and psychological state. The procedure of this exposure-driven sub-experiment is similar to task-driven sub-experiment except that the user can navigate freely to approach randomly-placed checkpoints as many as possible until 7 minutes have been consumed.

5.2.2 Result

Table 2 shows the average SSQ scores at different velocities and their standard deviations. Similarly, only statistical analysis on the total score is necessary. Shapiro-Wilk test indicates that the assumption of normality is violated. There is no significant difference on the total score among the five translation velocities (based on Friedman test, $\chi^2(4) = 8.839$, $p = .065$). As shown in Fig. 5, although no statistically significant result is found, the overall tendency suggests that the participants suffered the least cybersickness at 20m/s.

For the preference, Shapiro-Wilk test shows that the assumption of normality is violated. Therefore, Friedman test is necessary, and the test result shows a significant difference ($\chi^2(4) = 48.571$, $p < .001$), which indicates that the participants have a significant preference for different velocities. Dunn-Bonferroni post hoc tests shows that, apart from 10m/s, participants favored all other velocities than 5m/s ($p < .001$ for 20m/s, 30m/s and 50m/s). Also, participants favored 20m/s ($p < .001$) and 30m/s ($p = .015$) than 10m/s. The differences of preference between other pairs of velocities do not show a statistical significance.

We conducted Mann-Whitney U test between male and female participants on their total scores. Female participants experienced more severe cybersickness than male participants on average, but no statistically significant difference is found ($p = .263$ for 5m/s, $p = .135$ for 10m/s, $p = .083$ for 20m/s, $p = .359$ for 30m/s, $p = .154$ for 50m/s).

5.3 Analysis and Discussion

In the task-driven sub-experiment, although the translational velocity affects cybersickness using our method, the post hoc tests show that the effect is significant only when comparing 5m/s with other velocities. The common view about cybersickness is that faster velocity generally induces stronger cybersickness [64], whereas the cybersickness induced by our technique shows a different trend. We infer a possible U-shaped relation between the translational velocity and the cybersickness degree under the intentional head-motion assistance. In the post-interview, some participants reported that they felt sick very soon when the velocity was set to 5m/s, and complained that the speed was too slow and lower than expected. This is also consistent with the motion sickness theory suggesting that the discrepancy between the expectation of speed and the actual visual cues from self-motion may result in motion sickness [18].

For preference, 5m/s and 10m/s get the least favorites from the participants, while the participants favored 20m/s and 30m/s most. This is not surprising since 20m/s induces the least cybersickness, and 30m/s does as well. In the post-interview, some participants complained that 5m/s was too slow to get them to the desired location quickly. Most participants indicated that the higher velocity did not induce more sickness. However, they collided more easily with objects (e.g., lamp post, tree, car, etc.) at a higher speed, and this would cause discomfort if they were not yet proficient in steering using our method. When a participant collided with virtual objects, his visual self-motion would stop suddenly whilst his head kept moving for a short while due to the inertia. This discrepancy between the vestibular sense and visual sense may explain to some extent why cybersickness is aggravated at higher speeds. As a result, they generally thought they could precisely control their translation at 20m/s and 30m/s; and the least cybersickness could almost be obtained at the medium velocity.

On the whole, the results of the exposure-driven sub-experiment are consistent with the results from the task-driven sub-experiment. With the equal exposure duration, the level of cybersickness will not increase along with the increment of velocity under the assistance of intentional head motion. Similar to the task-driven sub-experiment, we still can conclude that the medium velocity is better (indicating a U shape), both in the level of induced cybersickness and the participants' subjective preference.

In principle, vestibular feedback is elicited by linear acceleration/deceleration rather than velocity. A constant locomotion velocity would not induce acceleration/deceleration perception in visual sensations. Therefore, it does not create a mismatch between vestibular and visual perception when no vestibular feedback from acceleration is detected. However, even with constant velocity, the two sensations do not always match during locomotion. To be



Fig. 6: Illustration of Experiment 2. the participants were asked to turn to some given numbers (i.e., orientations) in sequence using our method by only turning their heads.

specific, locomotion includes three phases: start, running, and stop, wherein both the start and stop phases evoke visual sensations of acceleration/deceleration but without corresponding vestibular sense induced. Therefore, the discrepancy between vestibular and visual sensation occurs. Exactly, our locomotion technique intentionally evokes a vestibular perception through the head motion to match visual sensations of acceleration/deceleration, which helps reduce cybersickness. Our results provide a clue that the discrepancy between visual and vestibular feedback is expected to have an effect on cybersickness, whereas the actual amount of velocity is not expected to simply be positively correlated with the level of cybersickness.

6 EXPERIMENT 2: ANGULAR VELOCITY

We conducted a within-group experiment to study the cybersickness induced by different angular velocities using our method. The same participants with task-driven sub-experiment of Experiment 1 (i.e., 40 participants described in Sec. 5.1.1) took part in this experiment after completing the task-driven sub-experiment. All participants confirmed themselves recovered to a normal state and were available for this test, i.e., each item of SSQ should be reported as zero. Prior to Experiment 2, each participant was first trained to master our rotation locomotion technique, as described in Sec. 3.1, by turning one's head while holding down the 'Y' button on a left-hand controller. These participants, who were reused in Experiment 2, underwent different training procedures, manipulating different controllers in different ways. Their head behaviors differed for different locomotion tasks. In many aspects, these two experiments were sufficiently different to not threaten the validity of our study.

6.1 Procedure

An urban architectural scene is used for this experiment, wherein a user is surrounded by 12 numbers to indicate the orientation (like a virtual clock, as shown in Fig. 6). In this experiment, the participants were asked to turn to a series of orientations (e.g., 12 o'clock, 5 o'clock, 9 o'clock, etc.) correctly by our rotation approach under the experimenter's verbal instructions. Both clockwise/counterclockwise rotations are available for the user, and can be used freely according to their own preferences.

A total of velocities at $30^\circ/s$, $60^\circ/s$, $90^\circ/s$, $120^\circ/s$, $180^\circ/s$ were used according to the analysis in [67]. Each

TABLE 3: Cybersickness and preference in Experiment 2, presenting mean value and standard deviation.

velocity		Nausea	Oculomotor	Disorientation	Total	Preference
$30^\circ/s$	<i>M</i>	5.25	6.06	5.22	6.45	4.83
	<i>SD</i>	8.63	10.18	8.74	9.12	0.59
$60^\circ/s$	<i>M</i>	2.62	2.84	3.48	3.37	3.68
	<i>SD</i>	6.48	5.61	10.81	7.28	0.76
$90^\circ/s$	<i>M</i>	0	0.57	1.04	0.56	2.60
	<i>SD</i>	0	2.65	3.71	1.60	0.98
$120^\circ/s$	<i>M</i>	0.95	1.52	2.09	1.68	2.28
	<i>SD</i>	4.73	5.21	6.72	5.35	0.88
$180^\circ/s$	<i>M</i>	0.48	1.14	1.04	1.03	1.58
	<i>SD</i>	2.11	4.39	3.71	3.17	0.90

participant repeated the test as mentioned above five times with different levels of angular velocities. The order of different angular velocities was randomly assigned to each participant, and counterbalancing was used to control the order effect. Each test lasts for 3 minutes. After each test, the participants took at least 5 minutes to rest until they recovered, i.e., they had no symptoms and were ready to proceed to the next event, with each item of the SSQ being reported as zero. Participants filled out the SSQ at each break. We asked the participants to report their preferences of the five different angular velocities using ordinal ranking, i.e., the most favorite one is assigned a value of 1, the least favorite is assigned a value of 5, and the others are assigned in order according to their preferences. The workflow follows the same way with Experiment 1, as described in Sec. 5.1.2.

6.2 Result

We used the same statistical methods with correction as described in Sec. 5.1.3. Participants' SSQ scores are listed in Table 3. Shapiro-Wilk test indicates that the assumption of normality is violated. Friedman test detects significant difference among different angular velocities in terms of the total score ($\chi^2(4) = 24.235$, $p < .001$). Dunn-Bonferroni post hoc test shows that the total score at $90^\circ/s$ is significantly lower than that at $30^\circ/s$ ($p = .047$), which indicates $30^\circ/s$ elicits significantly higher sickness than $90^\circ/s$. According to Fig. 7, the total score indicates that participants experienced the slightest sickness at a medium velocity $90^\circ/s$, and this indicates a possible U-shaped relation between the level of cybersickness and angular velocity.

As to the preference, Shapiro-Wilk test indicates that the assumption of normality is violated. Friedman test indicates the significant difference ($\chi^2(4) = 105.166$, $p < .001$) among the different velocities. Dunn-Bonferroni post hoc tests show that participants significantly prefer $60^\circ/s$ ($p = .013$), $90^\circ/s$ ($p < .001$), $120^\circ/s$ ($p < .001$), and $180^\circ/s$ ($p < .001$) to $30^\circ/s$. Also, participants prefer $90^\circ/s$ ($p = .019$), $120^\circ/s$ ($p = .001$) and $180^\circ/s$ ($p < .001$) significantly to $60^\circ/s$. Besides, $180^\circ/s$ is significantly more favorable than $90^\circ/s$ ($p = .037$). The result indicates that the participants favor $180^\circ/s$ most and $30^\circ/s$ least.

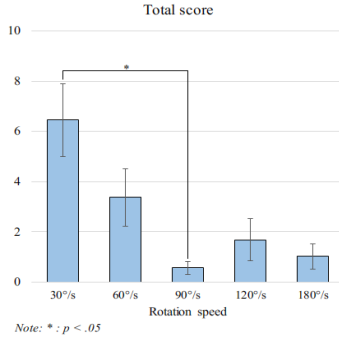


Fig. 7: Mean SSQ total scores in Experiment 2 at different angular velocities. Error bars represent standard errors. The higher the total score, the higher the level of sickness. Participants experienced significantly more severe sickness using 30°/s than using 90°/s.

TABLE 4: Cybersickness in an additional experiment using joystick-based steering.

velocity		Nausea	Oculomotor	Disorientation	Total
30°/s	<i>M</i>	32.96	29.63	48.09	40.46
	<i>SD</i>	34.76	27.84	46.32	37.47
60°/s	<i>M</i>	18.21	19.29	31.64	25.16
	<i>SD</i>	19.76	22.32	39.42	28.39
90°/s	<i>M</i>	19.95	19.98	34.17	26.86
	<i>SD</i>	21.53	22.30	39.55	29.54
120°/s	<i>M</i>	17.35	17.92	25.31	22.44
	<i>SD</i>	32.44	30.56	45.67	39.62
180°/s	<i>M</i>	11.27	12.40	25.31	17.34
	<i>SD</i>	18.99	20.42	40.26	28.00

6.3 Additional Experiment on Angular Velocity Using JS locomotion

From Table 1 and Table 3, the overall sickness level in Experiment 2 seems to be lower than that in Experiment 1. One may suspect that the task is not sufficient to induce sickness within a limited time. To test whether our task is reasonable for eliciting sickness, we conducted an additional experiment and enrolled 11 new participants (all male graduates) to complete the *same* rotation task with Experiment 2 with even less exposure duration (around 155 seconds on average) using the joystick-based steering locomotion rather than using our method, as shown in Table 4.

Shapiro-Wilk test indicates that the assumption of normality is violated. Therefore, we analyzed the total scores with Mann-Whitney U test to compare the two methods. As shown in Table 5, we found that the steering method elicits more severe cybersickness in all five velocities than our method with the same task. This demonstrates the validity of our task of Experiment 2.

6.4 Analysis and Discussion

In Experiment 2, the levels of sickness are relatively low. The angular velocity does not show a significant effect on cybersickness except that 30°/s induces more severe sickness than 90°/s does. There is a tendency that the participants have more severe cybersickness at 30°/s on average. This is also incompatible with prior studies [64],

TABLE 5: Mann-Whitney U test on the results of additional experiment in Table 4. JS elicits significantly severe sickness in all five velocities.

velocity	30°/s	60°/s	90°/s	120°/s	180°/s
Mann-Whitney U	90	120.5	90	126	121
Z	-3.413	-2.927	-4.286	-3.172	-3.503
p	.001	.003	< .001	.002	< .001

[67] that conclude faster rotation generally induces stronger cybersickness within a specific range of velocity. The participants favor a medium velocity at 180°/s most and dislike 30°/s and 60°/s. In the post-interview, some participants complained that 30°/s and 60°/s were too slow to get them to the expected orientation.

7 EXPERIMENT 3: COMPARISON

We conducted an experiment to compare our method with the well-known locomotion techniques, i.e., joystick-based steering locomotion and teleportation.

7.1 Participants

We recruited 51 participants (33 male, 18 female, ages 19 – 45). Each participant reported normal or corrected-to-normal vision with a good physical and psychological state. One male participant failed to complete this experiment due to heavy cybersickness, and a total of 50 samples are finally valid.

7.2 Procedure

Before the experiment, each user was asked to fill in the SSQ. Then the user performed the same task three times using three methods (our method vs. JS vs TP) in a randomized order, and counterbalancing was used to control the order effect. For each test, the users were first trained to master this translation technique in the training scene. After that, the users took off the HMD and rested until they confirmed themselves in a normal state, i.e., each item in the SSQ was reported to be zero.

Two types of test scenes were provided for each user at each test: an outdoor urban area and an indoor building, as shown in Fig. 3. Then they were asked to navigate through all checkpoints as in Experiment 1. They first completed the task in the outdoor scene, and then proceeded to test the indoor scene without break. In the VEs, the translational velocity in the outdoor scene is set to 20m/s, which is one of the user's favorite velocities with the least cybersickness obtained from Experiment 1 (Sec. 6). The level of cybersickness is considered to be proportional to the product of the scene's complexity and the navigation velocity [66]. By randomly taking several snapshots from both indoor scene and outdoor scene when navigating, we analyzed their average spatial frequencies using the combined method [66], which shows that the measured complexity of indoor scene was approximately four times that of outdoor scene. Therefore, we used an estimated velocity of 5m/s for the indoor scene, which is expected to have a similar level of overall cybersickness for these two type of scenes. In both scenes, the angular velocity was set to 180°/s. All three

locomotion techniques used the same velocity configuration. The JS method was implemented using view-directed steering; neither acceleration nor deceleration was applied. The TP method was implemented by the Unreal engine's build-in function.

During the experiments, we used the Fast Motion Sickness Scale (FMS) [71], [72] to evaluate the temporal level of sickness through verbal report. This single-item verbal rating scale ranges sickness from 0 (no nausea) to 20 (extreme nausea) to quickly obtain participants' status every minute. With the help of FMS value, the experimenter can decide to terminate the experiment immediately once an FMS value is reported above the threshold (generally 15). Throughout the experiment, only one male participant quit the experiment due to heavy sickness. FMS was designed as a fast and straightforward measure of nausea and general discomfort [71], which only has a single item for temporal use. Hereby, we use verbal FMS as a criterion only to determine onsite whether to terminate the experiment or not. In fact, we did not record these temporal data and would not use them for the subsequent analysis because SSQ has covered more aspects of sickness.

After each test, the participants were asked to fill out three questionnaires: SSQ, IPQ, and user experience. After the experiment, the participants were asked to give an ordinal rating of preference on all three methods. Specifically, the one they liked the most will be assigned a value = 1, the next favorite one will be assigned a value = 2, and the one they liked the least will be assigned a value = 3. Moreover, the participants were asked to wear a bracelet to measure the calorie burned during the test using our method. Besides, they were asked to complete an additional 5-point Likert questionnaire named adapted device assessment questionnaire (DAQ) [8], [73] to measure their fatigue.

7.3 Result

On average, the participants completed the task in 210s (using TP), 200s (using JS), and 260s (using our method, and the average calorie consumption measured is about 0.63 kCal), respectively. The descriptive statistical results for the whole post-test questionnaire is shown in Table 6 and Table 7.

For the SSQ total scores, Shapiro-Wilk test indicates the violation of normality in all four terms. A Friedman test was conducted and the result shows a significant difference ($\chi^2(2) = 37.115, p < .001$), which indicates that the participants experienced different levels of sickness when using these three methods. Dunn-Bonferroni post hoc test shows that the total scores from TP ($p < .001$) and our approach ($p = .002$) are significantly lower than that when using JS, which indicates that our approach and TP induce significantly less sickness than JS.

For IPQ and experience questionnaire, we conducted repeated-measures ANOVA with post hoc tests with Bonferroni correction on the items that produced normally distributed data, and Friedman tests with Dunn-Bonferroni post hoc tests on the items that are not normally distributed. As shown in Fig. 9, the participants feel significantly different levels of 'spatial presence' ($p = .039$) and 'experienced realism' ($p = .004$). Post hoc test indicates participants experienced higher 'spatial presence' from our method ($p = .041$)

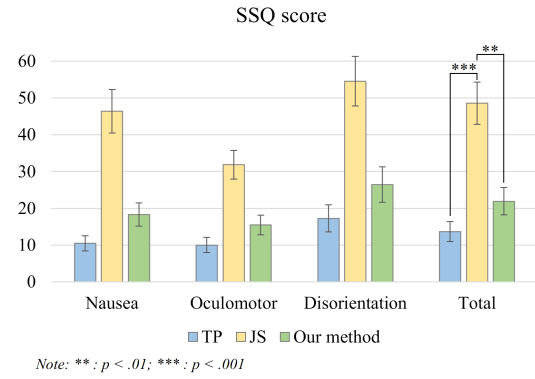


Fig. 8: Mean SSQ scores of teleportation vs. joystick-based steering vs. our method. Error bars represent standard errors. Participants have most severe sickness using JS.

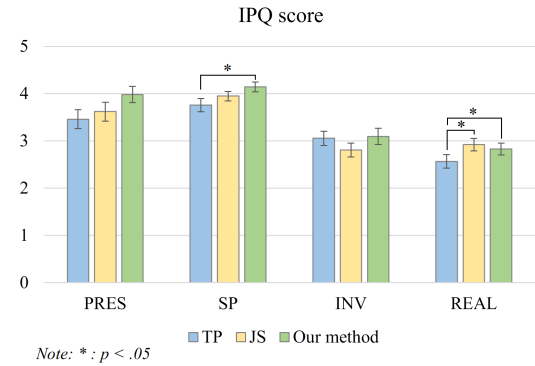


Fig. 9: Mean IPQ scores of teleportation vs. joystick-based steering vs. our method. Error bars represent standard errors. Our method can obtain higher presence than TP significantly.

than TP. Also, post hoc tests indicate higher 'experienced realism' from both JS ($p = .013$) and our method ($p = .021$) over that from TP. As to the 'general presence' and 'involvement', no significant difference can be found.

For preference, we conducted the Friedman test and found a significant difference ($\chi^2(2) = 9.120, p = .010$). Dunn-Bonferroni post hoc tests show that participants rate TP significantly higher than JS ($p = .008$). There is no significance in preference between our method and others. As shown in Table 6, participants prefer the TP method the most on average. Our method is also approved by some of the users and was selected as the best. The post-interview indicated that those who choose our method often have higher demands for presence.

In terms of user experience, the analysis revealed statistically significant differences for comfort ($\chi^2(2) = 6.857, p = .032$), ease of use ($\chi^2(2) = 19.179, p < .001$), and precise control ($\chi^2(2) = 8.651, p = .013$), as shown in Table 7. Pairwise comparisons revealed more 'comfort' of TP than JS ($p = .049$), more 'ease of use' of TP than JS ($p = .049$), more 'ease of use' of TP than our method ($p < .001$), and more 'precise control' of 'TP' than 'JS' ($p = .018$). No other significant differences were found for spatial orientation, enjoyment, problems, and overall evaluation. Overall, in most respects, our approach is not significantly different from other approaches in terms of user experience.

TABLE 6: Results of cybersickness, presence and user preference in Experiment 3 with the format $M(SD)$, presenting mean value and standard deviation. Our method induces significantly less cybersickness and has higher presence.

	SSQ				IPQ				Preference
	Nausea	Oculomotor	Disorientation	Total	PRES	SP	INV	REAL	
TP	10.49(14.71)	10.01(14.56)	17.26(26.01)	13.69(19.00)	3.46(1.42)	3.76(0.98)	3.06(1.06)	2.57(1.02)	1.68(0.79)
JS	46.36(41.61)	31.84(27.52)	54.57(47.46)	48.55(40.48)	3.62(1.41)	3.95(0.72)	2.81(1.04)	2.92(0.95)	2.28(0.81)
Ours	18.32(22.46)	15.46(18.69)	26.45(34.24)	21.92(26.29)	3.98(1.22)	4.14(0.72)	3.10(1.20)	2.83(0.89)	2.04(0.75)

TABLE 7: User experience in Experiment 3 with the format $M(SD)$, presenting mean value and standard deviation. Higher scores represents better VR experience.

	Comfort	Ease of use	Precise control	Spatial orientation	Enjoyment	Problems	Overall
TP	1.50(2.78)	2.86(2.31)	1.60(2.32)	1.08(2.65)	1.48(2.52)	2.00(2.19)	2.00(2.04)
JS	0.14(2.60)	2.48(1.95)	0.08(2.43)	0.92(2.30)	0.96(2.35)	1.60(1.45)	1.18(2.20)
Ours	0.68(2.34)	1.30(2.46)	0.74(2.34)	1.42(2.43)	0.98(2.14)	2.12(2.12)	1.62(2.07)

7.4 Analysis and Discussion

In Experiment 3, we found that our method significantly reduces cybersickness (Sec. 7.3) compared with JS presumably because our method reduces visual-vestibular conflict. Besides, our method brings a significantly higher self-reported presence and realism than TP, as we expected. A few users reported high cybersickness when using our method, and we observed that some of these users' postures were wobbly, and their upper bodies were swaying in the left-right axis when they wanted to shift their weight forward/backward, which might be the main cause. This situation coincides exactly with the principle of postural instability theory [23], that is, an unstable posture may easily cause sickness. This reminds us that more efforts should be paid to helping users operate fluently by more detailed training.

It is very likely a higher level of presence could be elicited when the physical motion is consistent with the perception of self-motion in the VE. Our method shows significantly better performance over TP on items 'spatial presence' and 'experienced realism'. However, the item 'involvement' does not show significant difference. This may be due to the fact that many amateur participants generally paid much attention to the physical coordination between the head motion and hand operation using the controller, thereby inducing less enjoyment with our method. We believe the sense of involvement and other items can be improved after the users get accustomed to our locomotion technique.

Our method shows inferior result to TP only in the item 'ease of use'. In fact, many participants had prior experiences with VR, and they were more familiar with the operation of JS and TP. As a new way of steering locomotion, our method needs more effort to grasp head/body motion assistance rather than only using controllers by JS and TP.

Since head/body movement always accompanies an instance of locomotion in our method, a measure of the user's physical and mental workload is necessary. Table 8 shows the DAQ descriptive statistics results. The calorie burned (about 0.63 kCal) and the five items in DAQ measuring fatigue (finger, wrist, arm, shoulder, and neck fatigue) suggest that fatigue is not an issue of our method. However, participants grade 'mental effort' relatively high (=2.6, from Table 8). In all, we conclude that participants do

TABLE 8: Adapted Device Assessment Questionnaire results, presenting mean value and standard deviation. Symbol (+)/(-) denotes that a higher/lower value corresponds to better experience, respectively. Symbol (0) denotes that a value closer to the middle value (3) corresponds to better experience.

Item	Group Value $M(SD)$
Required force (-)	1.8 (0.8)
Smoothness during operation (+)	3.1 (0.7)
Mental effort (-)	2.6 (0.5)
Physical effort (-)	2.2 (0.7)
Difficulty to be accurate in movements (-)	2.5 (0.9)
Slowness in movement and rotation (0)	2.7 (0.5)
Finger fatigue (-)	1.2 (0.4)
Wrist fatigue (-)	1.1 (0.3)
Arm fatigue (-)	1.1 (0.3)
Shoulder fatigue (-)	1.1 (0.3)
Neck Fatigue (-)	1.5 (0.7)
General comfort (+)	3.9 (0.6)
Overall ease of use (+)	4.0 (0.5)

not feel much physical fatigue, but have a somewhat mental workload. This is understandable because users should pay more attention to make synchronizing the intentional head motion and pressing/releasing the button frequently. In the post-interview, no one reported that they felt physical fatigue after the experiment. Some participants like this way very much, thinking that our method with such slight physical motion can give them a certain degree of relaxation after a long period of studying. This is because the participants are college students and professors, who are often sedentary and lack sufficient exercise. However, they also consider that such a small amount of activity is not enough to make it a physical exercise consistent with the calorie result.

8 CONCLUSION, LIMITATION AND FUTURE WORK

In this paper, we present a simple and efficient locomotion method through intentionally physical head motion to maximize the alignment of the visual and vestibular senses. A user study indicates that our method has less cybersickness than JS while achieving a high level of presence, which can be a feasible solution to navigation in VR games and applications. Furthermore, our quantitative analysis of the effects

of different velocities on the level of cybersickness induced may provide a valuable clue to design an appropriate speed for different VR games or applications.

Our method also has some limitations. In our locomotion system, the translational direction in VE is one of the four primary directions. Therefore, the direction of motion in the virtual world is not precisely consistent with the actual motion in the physical world. Therefore, we can explore the effect of the deviations caused by these approximations on the user's perception and its cybersickness level in the future. We find a possible U-shaped relation between different velocities and the cybersickness degree and provide an explanation based on general theories for this phenomenon. However, the underlying rationale still needs to be further explored and verified by experiment. Besides, our study does not include any quantitative measurement of hypothetical sensory conflict; evaluation of the sensory conflict will be our future work.

To grasp our locomotion technique proficiently, the users must generally have good physical movement and coordination skills between the human hand, head, and body. Otherwise, they have to practice a lot. This requirement may lower the ease of use and usability of our method. In the future, we can try to predict users' movement intention by electroencephalography instead of holding down a button so that the ease of use can be improved in this way.

REFERENCES

- [1] C. Ware and S. Osborne, "Exploration and virtual camera control in virtual three dimensional environments," in *Proceedings of the 1990 Symposium on Interactive 3D Graphics*, ser. I3D '90. New York, NY, USA: Association for Computing Machinery, 1990, p. 175–183.
- [2] J. Clifton and S. Palmisano, "Effects of steering locomotion and teleporting on cybersickness and presence in hmd-based virtual reality," *Virtual Reality*, pp. 1–16, 2019.
- [3] R. P. Darken, W. R. Cockayne, and D. Carmein, "The omnidirectional treadmill: a locomotion device for virtual worlds," in *Proceedings of the 10th annual ACM symposium on User interface software and technology*, 1997, pp. 213–221.
- [4] M. Usuh, K. Arthur, M. C. Whitton, R. Bastos, A. Steed, M. Slater, and F. P. Brooks Jr, "Walking > walking-in-place > flying, in virtual environments," in *Proceedings of the 26th annual conference on Computer graphics and interactive techniques*, 1999, pp. 359–364.
- [5] R. Christensen, J. M. Hollerbach, Y. Xu, and S. Meek, "Inertial force feedback for a locomotion interface," in *Proc. ASME Dynamic Systems and Control Division, DSC*, vol. 64, 1998, pp. 119–126.
- [6] A. Kitson, A. M. Hashemian, E. R. Stepanova, E. Kruijff, and B. E. Riecke, "Comparing leaning-based motion cueing interfaces for virtual reality locomotion," in *2017 IEEE Symposium on 3D User Interfaces (3DUI)*. IEEE, 2017, pp. 73–82.
- [7] C. Boletis and J. E. Cedergren, "Vr locomotion in the new era of virtual reality: An empirical comparison of prevalent techniques," *Advances in Human-Computer Interaction*, vol. 2019, 2019.
- [8] F. Buttussi and L. Chittaro, "Locomotion in place in virtual reality: A comparative evaluation of joystick, teleport, and leaning," *IEEE transactions on visualization and computer graphics*, vol. 27, no. 1, pp. 125–136, 2021.
- [9] S. Tregillus, M. Al Zayer, and E. Folmer, "Handsfree omnidirectional vr navigation using head tilt," in *Proceedings of the 2017 CHI Conference on Human Factors in Computing Systems*, 2017, pp. 4063–4068.
- [10] V. Interrante, B. Ries, and L. Anderson, "Seven league boots: A new metaphor for augmented locomotion through moderately large scale immersive virtual environments," in *2007 IEEE Symposium on 3D User interfaces*. IEEE, 2007.
- [11] J. J. LaViola, "A discussion of cybersickness in virtual environments," *SIGCHI Bull.*, vol. 32, no. 1, p. 47–56, Jan. 2000.
- [12] F. Steinicke, G. Bruder, J. Jerald, H. Frenz, and M. Lappe, "Estimation of detection thresholds for redirected walking techniques," *IEEE transactions on visualization and computer graphics*, vol. 16, no. 1, pp. 17–27, 2009.
- [13] L. Rebenitsch and C. Owen, "Review on cybersickness in applications and visual displays," *Virtual Reality*, vol. 20, no. 2, pp. 101–125, 2016.
- [14] M. Slater, P. Khanna, J. Mortensen, and I. Yu, "Visual realism enhances realistic response in an immersive virtual environment," *IEEE computer graphics and applications*, vol. 29, no. 3, 2009.
- [15] M. Slater, "Place illusion and plausibility can lead to realistic behaviour in immersive virtual environments," *Philos Trans R Soc Lond B Biol Sci*, vol. 364, no. 1535, pp. 3549–3557, 2009.
- [16] S. Li, X. Gu, K. Yi, Y. Yang, G. Wang, and D. Manocha, "Self-illusion: A study on high-level cognition of role-playing in immersive virtual environments," *IEEE Transactions on Visualization and Computer Graphics*, 2020.
- [17] S. Weech, S. Kenny, and M. Barnett-Cowan, "Presence and cybersickness in virtual reality are negatively related: A review," *Frontiers in Psychology*, vol. 10, p. 158, 2019.
- [18] C. M. Oman, "Sensory conflict theory and space sickness: our changing perspective," *Journal of vestibular research*, vol. 8, no. 1, pp. 51–56, 1998.
- [19] W. Lo and R. H. So, "Cybersickness in the presence of scene rotational movements along different axes," *Applied ergonomics*, vol. 32, no. 1, pp. 1–14, 2001.
- [20] L. R. Harris, M. R. Jenkin, D. Zikovitz, F. Redlick, P. Jaekl, U. Jasiobedzka, H. L. Jenkin, and R. S. Allison, "Simulating self-motion i: Cues for the perception of motion," *Virtual Reality*, vol. 6, no. 2, pp. 75–85, 2002.
- [21] F. Hlavacka, T. Mergner, and B. Bolha, "Human self-motion perception during translatory vestibular and proprioceptive stimulation," *Neuroscience letters*, vol. 210, no. 2, pp. 83–86, 1996.
- [22] C. M. Oman, "Motion sickness: a synthesis and evaluation of the sensory conflict theory," *Canadian journal of physiology and pharmacology*, vol. 68, no. 2, pp. 294–303, 1990.
- [23] G. E. Riccio and T. A. Stoffregen, "An ecological theory of motion sickness and postural instability," *Ecological psychology*, vol. 3, no. 3, pp. 195–240, 1991.
- [24] T. Stoffregen, Y.-C. Chen, and F. Koslucher, "Motion control, motion sickness, and the postural dynamics of mobile devices," *Experimental brain research*, vol. 232, 02 2014.
- [25] E. Virre, "Virtual reality and the vestibular apparatus," *IEEE engineering in medicine and biology magazine*, vol. 15, no. 2, pp. 41–43, 1996.
- [26] M. Treisman, "Motion sickness: an evolutionary hypothesis," *Science*, vol. 197, no. 4302, pp. 493–495, 1977.
- [27] A. S. Fernandes and S. K. Feiner, "Combating vr sickness through subtle dynamic field-of-view modification," in *2016 IEEE Symposium on 3D User Interfaces (3DUI)*, 2016.
- [28] T. M. Porcino, E. Clua, D. Trevisan, C. N. Vasconcelos, and L. Valente, "Minimizing cyber sickness in head mounted display systems: design guidelines and applications," in *2017 IEEE 5th international conference on serious games and applications for health (SeGAH)*. IEEE, 2017, pp. 1–6.
- [29] M. J. Habgood, D. Moore, D. Wilson, and S. Alapont, "Rapid, continuous movement between nodes as an accessible virtual reality locomotion technique," in *2018 IEEE Conference on Virtual Reality and 3D User Interfaces (VR)*. IEEE, 2018, pp. 371–378.
- [30] H. Buhler, S. Misztal, and J. Schild, "Reducing vr sickness through peripheral visual effects," in *2018 IEEE Conference on Virtual Reality and 3D User Interfaces (VR)*. IEEE, 2018, pp. 517–9.
- [31] S.-H. Liu, N.-H. Yu, L. Chan, Y.-H. Peng, W.-Z. Sun, and M. Y. Chen, "Phantomlegs: Reducing virtual reality sickness using head-worn haptic devices," in *2019 IEEE Conference on Virtual Reality and 3D User Interfaces (VR)*. IEEE, 2019, pp. 817–826.
- [32] Y.-H. Peng, C. Yu, S.-H. Liu, C.-W. Wang, P. Taele, N.-H. Yu, and M. Y. Chen, "Walkingvibe: Reducing virtual reality sickness and improving realism while walking in vr using unobtrusive head-mounted vibrotactile feedback," in *Proceedings of the 2020 CHI Conference on Human Factors in Computing Systems*, 2020, pp. 1–12.
- [33] N. C. Nilsson, S. Serafin, F. Steinicke, and R. Nordahl, "Natural walking in virtual reality: A review," *Comput. Entertain.*, vol. 16, no. 2, Apr. 2018.
- [34] B. Williams, S. Bailey, G. Narasimham, M. Li, and B. Bodenheimer, "Evaluation of walking in place on a wii balance board to explore

- a virtual environment," *ACM Transactions on Applied Perception (TAP)*, vol. 8, no. 3, pp. 1–14, 2011.
- [35] J. N. Templeman, P. S. Denbrook, and L. E. Sibert, "Virtual locomotion: Walking in place through virtual environments," *Presence*, vol. 8, no. 6, pp. 598–617, 1999.
- [36] S. Tregillus and E. Folmer, "Vr-step: Walking-in-place using inertial sensing for hands free navigation in mobile vr environments," in *Proceedings of the 2016 CHI Conference on Human Factors in Computing Systems*, 2016, pp. 1250–1255.
- [37] E. Langbehn, T. Eichler, S. Ghose, K. von Luck, G. Bruder, and F. Steinicke, "Evaluation of an omnidirectional walking-in-place user interface with virtual locomotion speed scaled by forward leaning angle," in *Proceedings of the GI Workshop on Virtual and Augmented Reality (GI VR/AR)*, 2015, pp. 149–160.
- [38] S. Razzaque, Z. Kohn, and M. C. Whitton, *Redirected walking*. Citeseer, 2005.
- [39] N. C. Nilsson, T. Peck, G. Bruder, E. Hodgson, S. Serafin, M. Whitton, F. Steinicke, and E. S. Rosenberg, "15 years of research on redirected walking in immersive virtual environments," *IEEE computer graphics and applications*, vol. 38, no. 2, pp. 44–56, 2018.
- [40] E. Langbehn and F. Steinicke, *Redirected Walking in Virtual Reality*. Cham: Springer International Publishing, 2018, pp. 1–11.
- [41] B. E. Riecke and D. Feuereissen, "To move or not to move: can active control and user-driven motion cueing enhance self-motion perception ("vection") in virtual reality?" in *Proceedings of the ACM Symposium on Applied Perception*, 2012, pp. 17–24.
- [42] M. Slater, M. Usoh, and A. Steed, "Taking steps: The influence of a walking technique on presence in virtual reality," *ACM Trans. Comput.-Hum. Interact.*, vol. 2, no. 3, p. 201–219, Sep. 1995.
- [43] J. Bhandari, S. Tregillus, and E. Folmer, "Legomotion: Scalable walking-based virtual locomotion," in *Proceedings of the 23rd ACM Symposium on Virtual Reality Software and Technology*, ser. VRST '17. New York, NY, USA: Association for Computing Machinery, 2017.
- [44] T. C. Peck, H. Fuchs, and M. C. Whitton, "Improved redirection with distractors: A large-scale-real-walking locomotion interface and its effect on navigation in virtual environments," in *2010 IEEE Virtual Reality Conference (VR)*. IEEE, 2010, pp. 35–38.
- [45] T. Grechkin, J. Thomas, M. Azmandian, M. Bolas, and E. Suma, "Revisiting detection thresholds for redirected walking: Combining translation and curvature gains," in *Proceedings of the ACM Symposium on Applied Perception*, ser. SAP '16. New York, NY, USA: Association for Computing Machinery, 2016, p. 113–120.
- [46] E. Langbehn, P. Lubos, G. Bruder, and F. Steinicke, "Bending the curve: Sensitivity to bending of curved paths and application in room-scale vr," *IEEE transactions on visualization and computer graphics*, vol. 23, no. 4, pp. 1389–1398, 2017.
- [47] S. Razzaque, D. Swapp, M. Slater, M. C. Whitton, and A. Steed, "Redirected walking in place," in *EGVE*, vol. 2, 2002, pp. 123–130.
- [48] M. Marchal, J. Petré, and A. Lécuyer, "Joyman: A human-scale joystick for navigating in virtual worlds," in *2011 IEEE Symposium on 3D User Interfaces (3DUI)*. IEEE, 2011, pp. 19–26.
- [49] C. Wang, O. A. Dogaru, P. L. Strandholt, N. C. Nilsson, R. Nordahl, and S. Serafin, "Step aside: an initial exploration of gestural input for lateral movement during walking-in-place locomotion," in *Proceedings of the 24th ACM Symposium on Virtual Reality Software and Technology*, 2018, pp. 1–5.
- [50] A. Harris, K. Nguyen, P. T. Wilson, M. Jackoski, and B. Williams, "Human joystick: Wii-leaning to translate in large virtual environments," in *Proceedings of the 13th ACM SIGGRAPH International Conference on Virtual-Reality Continuum and its Applications in Industry*, 2014, pp. 231–234.
- [51] A. Kitson, B. E. Riecke, A. M. Hashemian, and C. Neustaedter, "Navichair: Evaluating an embodied interface using a pointing task to navigate virtual reality," in *Proceedings of the 3rd ACM Symposium on Spatial User Interaction*, ser. SUI '15. New York, NY, USA: Association for Computing Machinery, 2015, p. 123–126.
- [52] T. Nguyen-Vo, B. E. Riecke, W. Stuerzlinger, D.-M. Pham, and E. Kruijff, "Naviboard and navichair: Limited translation combined with full rotation for efficient virtual locomotion," *IEEE transactions on visualization and computer graphics*, 2019.
- [53] A. M. Hashemian and B. E. Riecke, "Leaning-based 360 interfaces: investigating virtual reality navigation interfaces with leaning-based-translation and full-rotation," in *International Conference on Virtual, Augmented and Mixed Reality*. Springer, 2017, pp. 15–32.
- [54] B. Williams, G. Narasimham, T. P. McNamara, T. H. Carr, J. J. Rieser, and B. Bodenheimer, "Updating orientation in large virtual environments using scaled translational gain," in *Proceedings of the 3rd symposium on Applied perception in graphics and visualization*, 2006, pp. 21–28.
- [55] B. Williams, G. Narasimham, B. Rump, T. P. McNamara, T. H. Carr, J. Rieser, and B. Bodenheimer, "Exploring large virtual environments with an hmd on foot," in *ACM SIGGRAPH 2006 Research posters*, 2006, pp. 182–es.
- [56] P. Punpongsonan, E. Guy, D. Iwai, K. Sato, and T. Boubekeur, "Extended lazynav: Virtual 3d ground navigation for large displays and head-mounted displays," *IEEE Transactions on Visualization and Computer Graphics*, vol. 23, no. 8, pp. 1952–1963, 2017.
- [57] E. Kruijff, B. Riecke, C. Trekowski, and A. Kitson, "Upper body leaning can affect forward self-motion perception in virtual environments," in *Proceedings of the 3rd ACM Symposium on Spatial User Interaction*, 2015, pp. 103–112.
- [58] A. Hashemian, M. Lotfaliei, A. Adhikari, E. Kruijff, and B. Riecke, "Headjoystick: Improving flying in vr using a novel leaning-based interface," *IEEE Transactions on Visualization and Computer Graphics*, pp. 1–1, 2020.
- [59] E. Langbehn, P. Lubos, and F. Steinicke, "Evaluation of locomotion techniques for room-scale vr: Joystick, teleportation, and redirected walking," in *Proceedings of the Virtual Reality International Conference-Laval Virtual*, 2018, pp. 1–9.
- [60] J.-R. Chardonnet, M. A. Mirzaei, and F. Merienne, "Influence of navigation parameters on cybersickness in virtual reality," *Virtual Reality*, vol. 25, no. 3, pp. 565–574, 2021.
- [61] E. W. Hsiao, C. Widdowson, C. Merrill, and I. Becerra, "Effect of acceleration on simulator sickness in virtual reality," 2018.
- [62] S. LaValle, *Virtual reality*. Cambridge University Press, Cambridge, 2022 (expected).
- [63] J. Plouzeau, J.-R. Chardonnet, and F. Merienne, "Using cybersickness indicators to adapt navigation in virtual reality: a pre-study," in *2018 IEEE conference on virtual reality and 3D user interfaces (VR)*. IEEE, 2018, pp. 661–662.
- [64] R. H. So, W. Lo, and A. T. Ho, "Effects of navigation speed on motion sickness caused by an immersive virtual environment," *Human factors*, vol. 43, no. 3, pp. 452–461, 2001.
- [65] C.-L. Liu and S.-T. Uang, "Measurement and prediction of cybersickness on older users caused by a virtual environment," in *International Conference on Universal Access in Human-Computer Interaction*. Springer, 2007, pp. 666–675.
- [66] R. H. So, A. Ho, and W. Lo, "A metric to quantify virtual scene movement for the study of cybersickness: Definition, implementation, and verification," *Presence: Teleoperators & Virtual Environments*, vol. 10, no. 2, pp. 193–215, 2001.
- [67] C.-L. Liu and S.-T. Uang, "A study of sickness induced within a 3d virtual store and combated with fuzzy control in the elderly," in *2012 9th International Conference on Fuzzy Systems and Knowledge Discovery*. IEEE, 2012, pp. 334–338.
- [68] R. S. Kennedy, N. E. Lane, K. S. Berbaum, and M. G. Lilienthal, "Simulator sickness questionnaire: An enhanced method for quantifying simulator sickness," *The international journal of aviation psychology*, vol. 3, no. 3, pp. 203–220, 1993.
- [69] H. Regenbrecht and T. Schubert, "Real and illusory interactions enhance presence in virtual environments," *Presence: Teleoperators & Virtual Environments*, vol. 11, no. 4, pp. 425–434, 2002.
- [70] J. Munafo, M. Diedrick, and T. A. Stoffregen, "The virtual reality head-mounted display oculus rift induces motion sickness and is sexist in its effects," *Experimental brain research*, vol. 235, no. 3, pp. 889–901, 2017.
- [71] B. Keshavarz and H. Hecht, "Validating an efficient method to quantify motion sickness," *Human factors*, vol. 53, no. 4, pp. 415–426, 2011.
- [72] R. Reinhard, H. M. Rutrecht, P. Hengstenberg, E. Tutulmaz, B. Geissler, H. Hecht, and A. Muttray, "The best way to assess visually induced motion sickness in a fixed-base driving simulator," *Transportation research part F: traffic psychology and behaviour*, vol. 48, pp. 74–88, 2017.
- [73] S. A. Douglas, A. E. Kirkpatrick, and I. S. MacKenzie, "Testing pointing device performance and user assessment with the iso 9241, part 9 standard," in *Proceedings of the SIGCHI Conference on Human Factors in Computing Systems*, ser. CHI '99, New York, NY, USA, 1999, p. 215–222.

APPENDIX

User Experience Questionnaire

We design the user experience questionnaire as follows:




Fig. 10: The scene we used to train the participants to master different locomotion techniques.

- 1) To what extent do you find this locomotion comfortable?
- 2) To what extent do you find this locomotion easy to use?
- 3) To what extent do you feel you have precise control when using this locomotion?
- 4) To what extent do you feel it easy to steer yourself in the desired direction in this locomotion?
- 5) To what extent do you enjoy this locomotion?
- 6) To what extent do you find this locomotion problematic?
- 7) What is your overall assessment of this locomotion?

Training Scenario

The scene used to train the participants is shown in Fig. 10, which includes both static and moving objects. The user should learn to avoid the collision from the moving objects.



Sheng Li is currently an Associate Professor at the School of Computer Sciences, Peking University. He works as a member of the Graphics & Interactive Technology Lab. and has published over 40 refereed papers in prestigious journals and conferences, including ACM TOG, IEEE TVCG, CGF, etc. His research interests include virtual reality, rendering, physical simulation and animation. He is a member of ACM and IEEE.



Zhiming Hu is a Ph.D. candidate at Graphics & Interactive Technology Lab., School of Computer Science, Peking University. His research interest includes virtual reality, visual attention, human-computer interaction, and eye tracking.



Zehui Lin is currently a Master candidate at Graphics & Interactive Technology Lab., Peking University. His research interests include computer graphics and virtual reality technology.



Guoping Wang is currently a professor at Peking University, where he is also the director of Graphics & Interactive Technology Laboratory. He achieved the National Science Fund for Distinguished Young Scholars in 2009. His research interests include Virtual Reality, Computer Graphics, Human-Computer Interaction, and Multimedia.



Xiang Gu is a Ph.D. candidate at Graphics & Interactive Technology Lab., School of Computer Science, Peking University. His research interests include virtual/augmented reality and its psychological principles and applications.